

PROJECT:	_____
CATALOG #:	_____
FIXTURE TYPE:	_____
NOTES:	_____

FR Round Flood Light Series Gen 1



Images are shown for illustration purpose only.



The *FR Round Flood Light Series Gen 1* combines enhanced LED performance with compact design and greater energy efficiency. This luminaire comes in a classic design that is ideal for a wide variety of applications.

APPLICATIONS

Building Light Accent, Landscape Lighting, Facade Lighting, Signage Lighting, Small Area Lighting, etc.

REPLACEMENT

100W - 175W Halogen

PERFORMANCE INFORMATION

SERIES NUMBER	WATT	OPTICS	LUMENS	CCT
FR 24 SFL G1 5K	20W	Spot (20°)	2,500	5000K
FR 24 NFL G1 5K	20W	Narrow Flood (40°)	2,500	5000K
FR 33 SFL G1 5K	30W	Spot (20°)	3,350	5000K
FR 33 NFL G1 5K	30W	Narrow Flood (40°)	3,350	5000K

MOUNTING



1/2" Knuckle Mount

ORDERING GUIDE						EXAMPLE: FR 24 SFL G1 5K	
Luminaire Type	Lumen Output	Optics	Generation	Voltage	CCT	Finish	Mount
FR Round Flood Light	24 2,500 Lumens 33 3,350 Lumens	SFL Spot (20°) NFL Narrow Flood (40°)	G1	BLANK= 120-277V	3K 3000K 5K 5000K	BLANK= Dark Bronze	BLANK= 1/2" Knuckle Mount

Due to continuous product improvements, specification and/or equipment updates may change without notice.

SPECIFICATIONS

HOUSING

Die-cast aluminum housing, lens frame, and mounting arm.

AMBIENT TEMPERATURE

Suitable for use in -40°C to +50°C (-40°F to 122°F)

MOUNTING

Mounting options heavy duty 1/2" Knuckle Mounting.

EFFICACY

Up to 125 lumens per watt (see individual wattage data)

CCT AND CRI

3000K and 5000K CCT available; 70CRI

OPTICS

CREE COB for High output and long life LED.

FASTENERS

Stainless steel

WARRANTY

10-year limited warranty. Comprehensive warranty terms can be located on www.slgus.com.

ELECTRICAL

Driver efficiency (>90% standard), standard 120-277V.

FINISH

Polyester Powder Coat in Dark Bronze.

CERTIFICATIONS

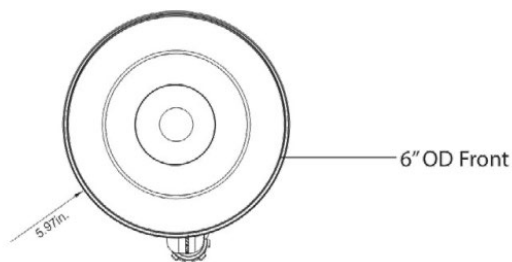
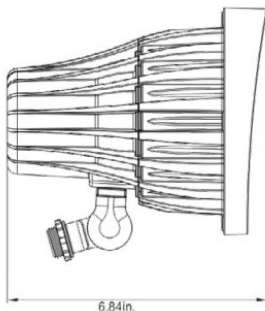
UL Listed for wet locations. Equivalent to IP65 rating. FCC compliant. RoHs compliant. Design Lights Consortium® (DLC) Standard 5.0 qualified product. Not all versions of this product may be DLC qualified. Please visit www.slgus.com to confirm which versions are qualified.

MOUNTING



1/2" Knuckle Mount

DIMENSIONS



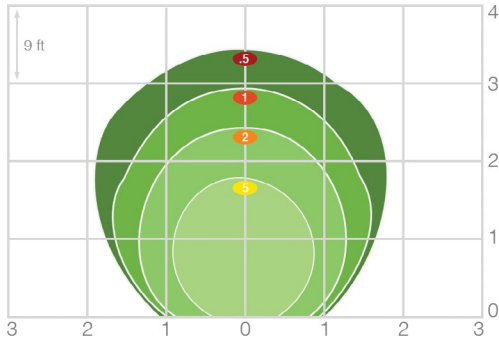
Weight

20W: 2.7 LBS

30W: 2.73 LBS

Due to continuous product improvements, specification and/or equipment updates may change without notice.

PHOTOMETRIC



FR 33 SFL G1 5K

At 15 ft setback and aimed 30 degree upon horizon

Mounting Height	8	10	12	15	18	20
Multiplier	3.5	2.3	1.6	1.0	0.7	0.6

ELECTRICAL LOAD

Series Number	Wattage	Current (A)			
		120V	208V	240V	277V
FR 24 G1 5K	20W	0.17	0.10	0.08	0.07
FR 33 G1 5K	30W	0.25	0.14	0.13	0.11

Due to continuous product improvements, specification and/or equipment updates may change without notice.